



NEW PERFECT EXACT DENTAL

DUE DATE: _____ : _____

Client:

- Non- Precious PFM
- Co-Cr PFM
- Semi- Precious PFM
- White High Noble PFM
- Yellow Gold PFM _____%
- Zirconia
- Captek AGC
- IPS. Esthetic veneer
- E.max
- White Gold Crown
- FGC _____ %
- Full Cast _____
- Post _____
- Attachment _____
- Telescope
- Composite
- Implant screw cement

Bite: _____ NO

Impression: _____ NO

Model: _____ NO

Old Crown: _____ NO

Other:

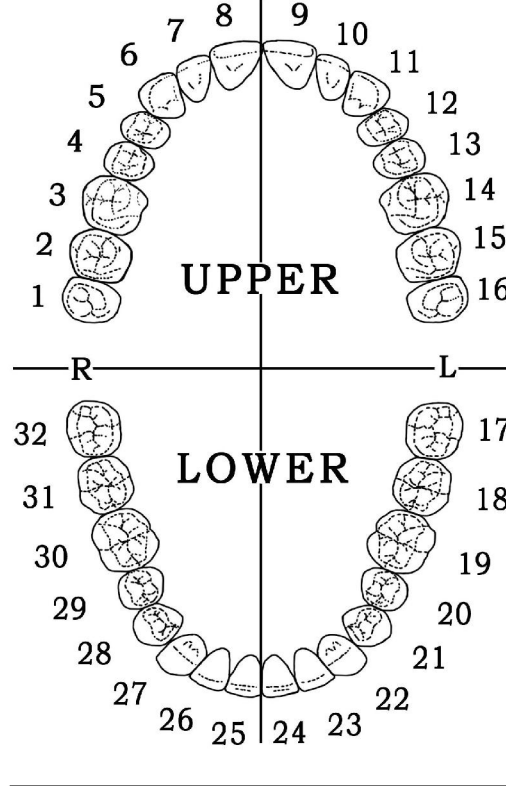
DENTIST :

PATIENT:

MALE

FEMAL

AGE _____

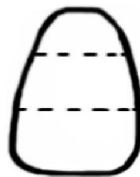


Single crown Bridge

SHADE: _____

Bisque

Metal try in



INSTRUCTION:


PONTIC DESIGN:



METAL DESIGN:

- | | |
|---|--|
| <input type="checkbox"/> No Collor | <input type="checkbox"/> Metal Lingual |
| <input type="checkbox"/> Porcelain Butt Margin | <input type="checkbox"/> Metal Occ Excluding Buccal Cusp |
| <input type="checkbox"/> Metal lingual Band _____mm | <input type="checkbox"/> Metal Occ Including Buccal Cusp |
| <input type="checkbox"/> Metal Lingual Button | <input type="checkbox"/> Full Metal Band _____mm |

BITE



Tight Normal Open bite _____mm

Die Space: Tight Normal Loose

Contact: Point Normal Broad